

Withdrawal Syndrome in Newborns

Hal Johnson

**State Epidemiology and Outcome
Workgroup Meeting**

November 8, 2011

ICD-9 Code

779 Other and ill-defined conditions originating in the perinatal period

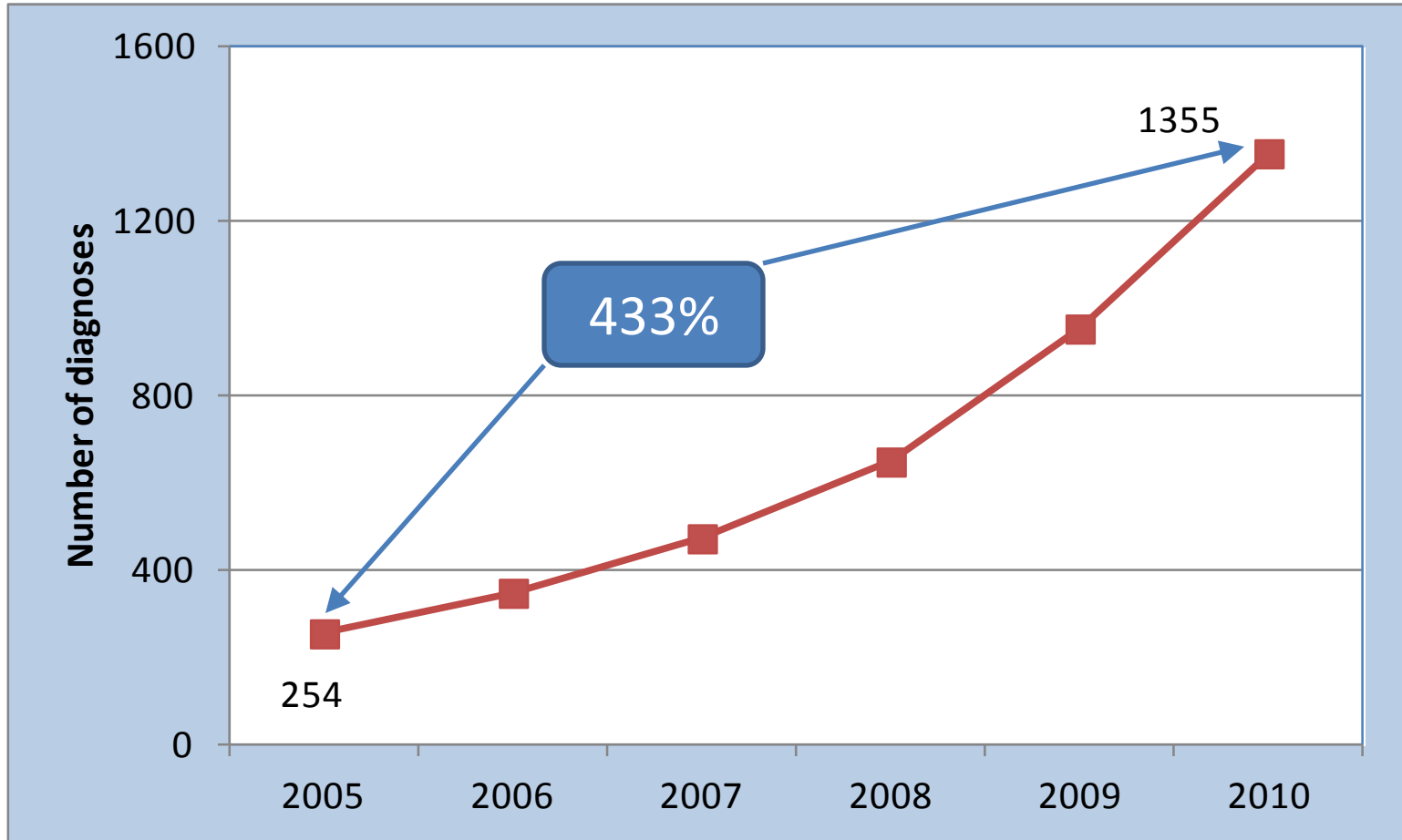
– 779.5 Drug withdrawal syndrome in newborn

– Drug withdrawal syndrome in infant of dependent mother

– *Excludes: fetal alcohol syndrome (760.71)*

- No code for type of drug
- No way (in public data set) to connect to mother's record

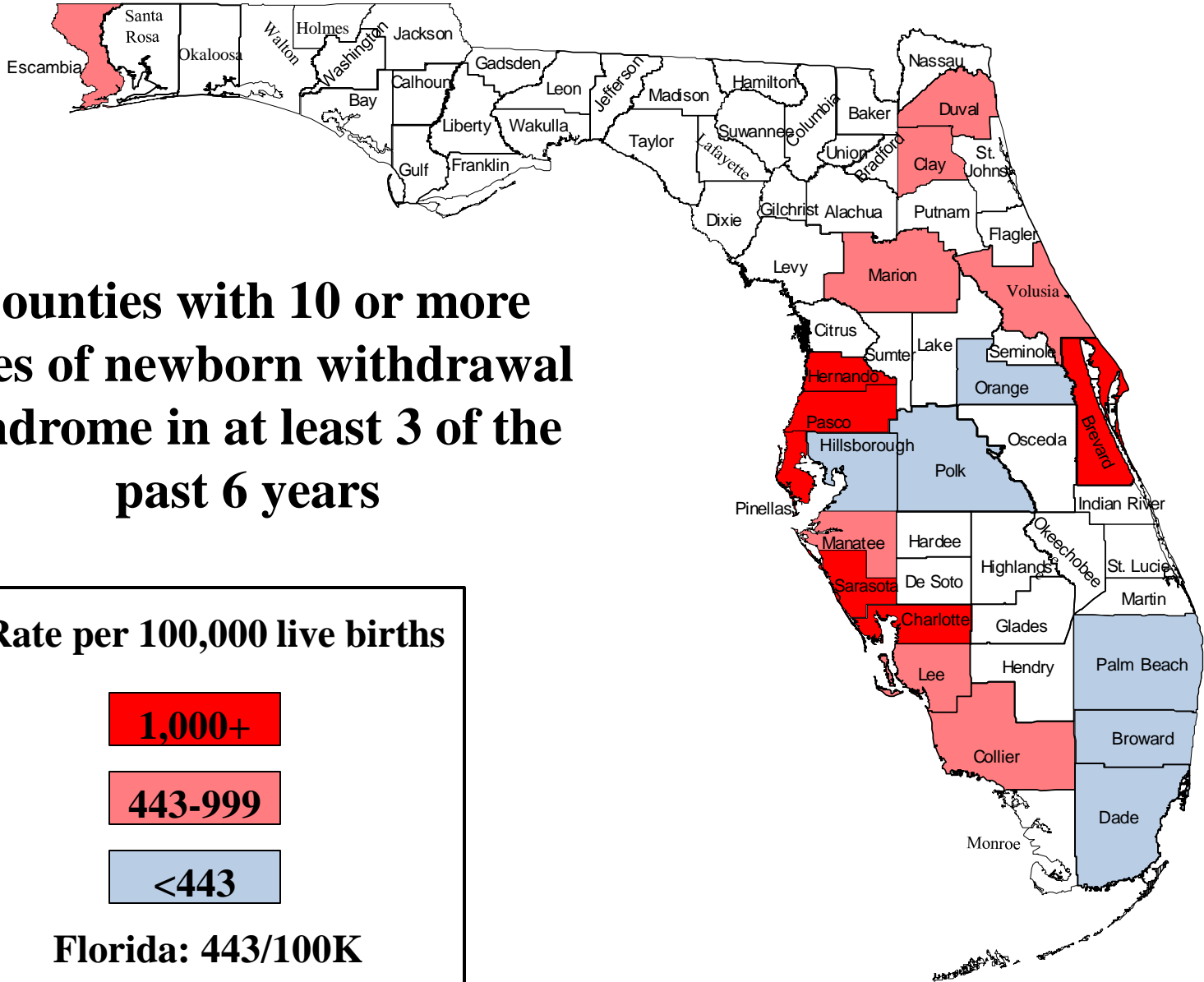
Trend in Newborn Withdrawal Syndrome Diagnoses, 2005-2010



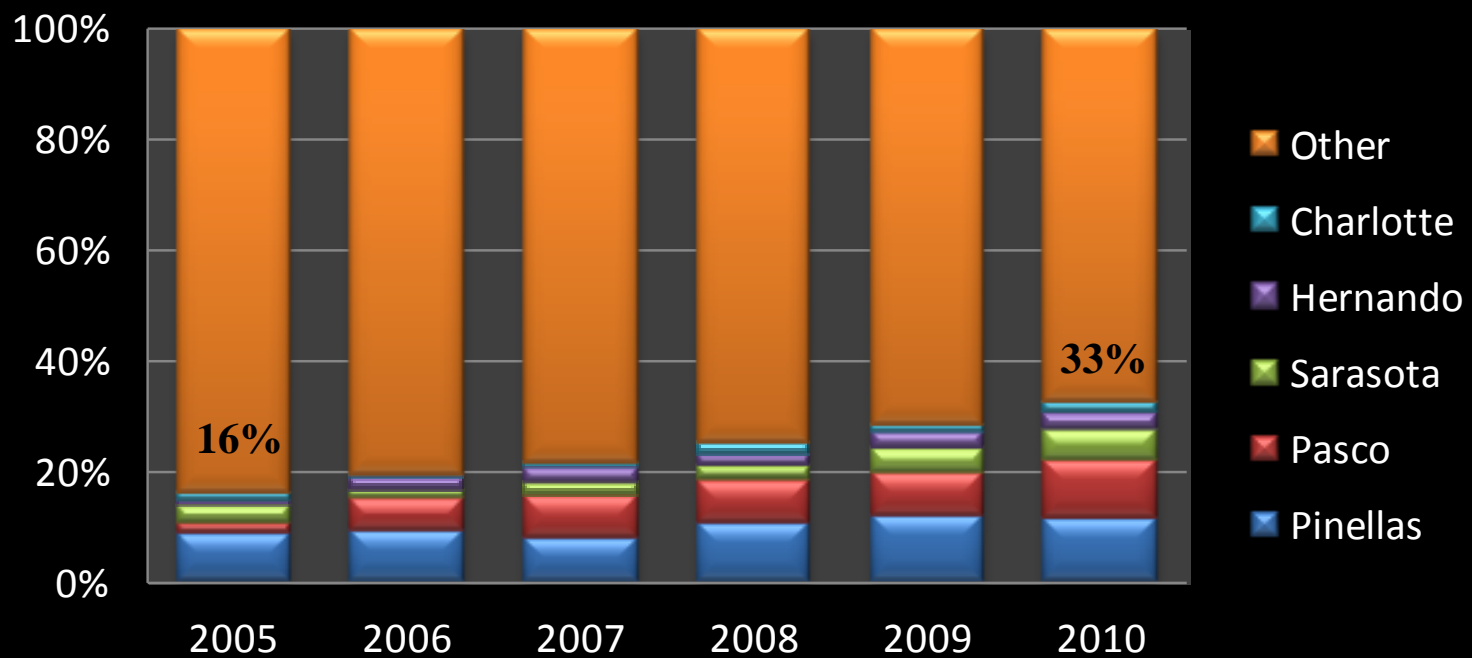
county_name	2005	2006	2007	2008	2009	2010
Alachua	1	2	5	6	9	13
Baker	2		3	1	3	7
Bay	3	2	1	5	7	4
Bradford		1	2	5	3	7
Brevard	21	10	26	43	47	68
Broward	11	12	35	36	38	65
Calhoun						
Charlotte	4	1	3	14	13	29
Citrus		1		2	7	12
Clay	3	8	11	8	18	14
Collier	12	12	19	25	32	29
Columbia	2	2	3	4	7	15
DeSoto	1	4			1	7
Dixie			2	2	6	7
Duval	24	37	53	36	85	113
Escambia	15	20	26	32	42	27
Flagler		1	1	2	4	7
Franklin	1					
Gadsden				1	1	
Gilchrist			1	1	1	3
Glades						
Gulf				1	1	
Hamilton					1	1
Hardee	1		1		1	
Hendry	2	3	1	2	1	1
Hernando	2	8	13	14	30	39
Highlands		1	5	1		2
Hillsborough	13	28	19	22	31	66
Holmes						
Indian River	4	1	1	3	10	5
Jackson					1	1
Jefferson						
Lafayette						
Lake	1	4	5	2	5	10

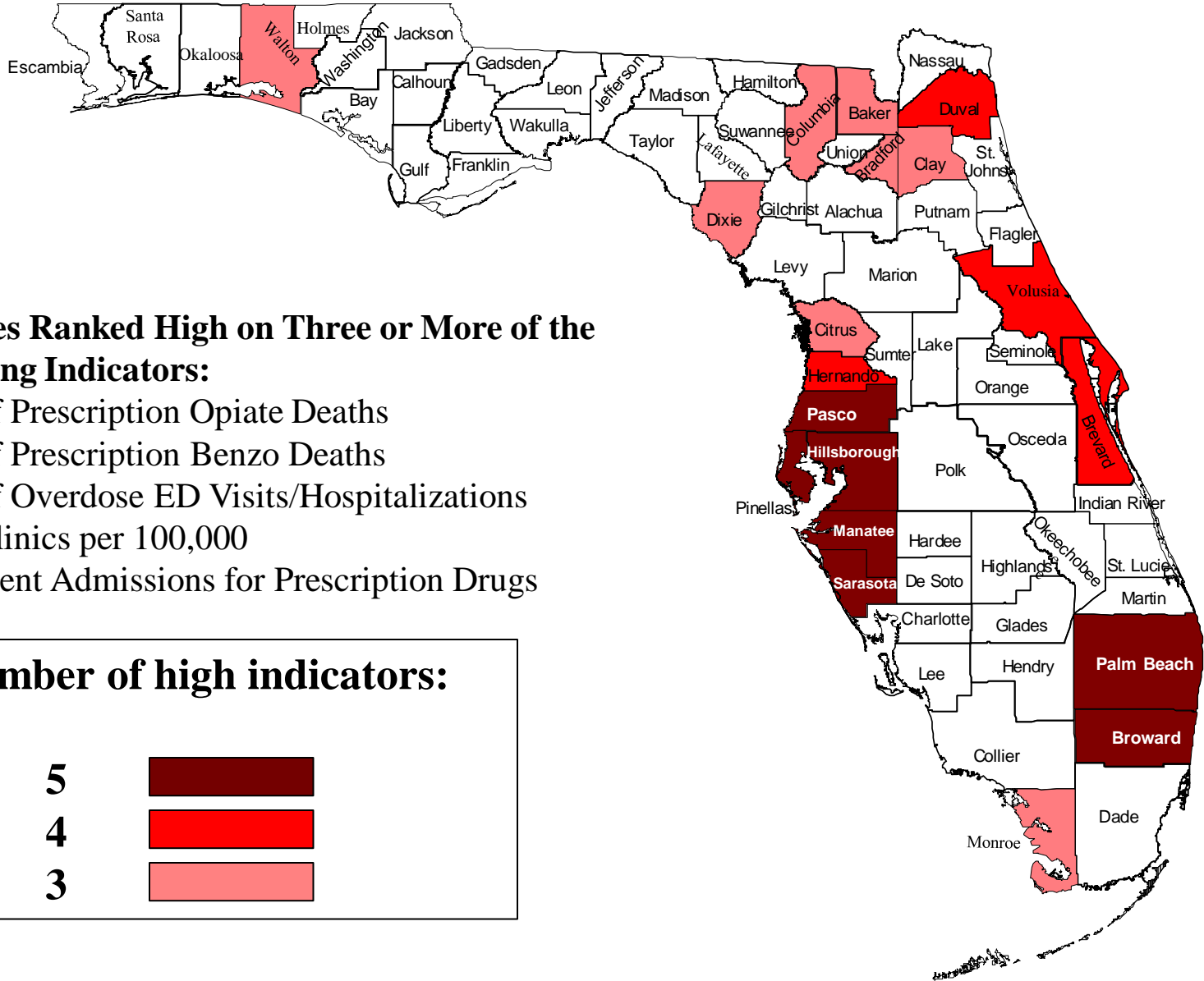
county_name	2005	2006	2007	2008	2009	2010
Lee	8	14	11	26	54	73
Leon			2	6	2	6
Levy		1	1	4	4	4
Liberty						
Madison	1		2			1
Manatee	7	13	2	14	17	27
Marion	2	8	9	12	16	23
Martin		1	4	3	2	1
Miami-Dade	9	8	10	13	17	21
Monroe		1	1			2
Nassau	3	2	4	6	3	7
Okaloosa	8	7	6	8	14	20
Okeechobee	2		1	3	5	3
Orange	13	18	18	39	34	63
Osceola	3	1	3	7	7	5
Palm Beach	12	15	15	29	34	26
Pasco	5	20	36	50	75	147
Pinellas	22	32	38	70	114	153
Polk	9	10	11	10	9	11
Putnam		1	1	3	14	14
Saint Johns	1	3	9	3	17	13
Saint Lucie	3	5	4	9	10	11
Santa Rosa	2	6	14	6	7	10
Sarasota	8	5	11	15	40	74
Seminole	3	4	2	10	9	15
Sumter		2	1			3
Suwannee	1			3	9	9
Taylor				1	1	
Union			1	2		6
Volusia	6	7	11	25	34	45
Wakulla	1		2			3
Walton	2	5	6	3		4
Washington						3
FLORIDA	123	158	236	268	405	1355

	Counties with 10+ cases in 3+ years						
county_name	2005	2006	2007	2008	2009	2010	
Brevard	21	10	26	43	47	68	
Broward	11	12	35	36	38	65	
Charlotte	4	1	3	14	13	29	
Clay	3	8	11	8	18	14	
Collier	12	12	19	25	32	29	
Duval	24	37	53	36	85	113	
Escambia	15	20	26	32	42	27	
Hernando	2	8	13	14	30	39	
Hillsborough	13	28	19	22	31	66	
Lee	8	14	11	26	54	73	
Manatee	7	13	2	14	17	27	
Marion	2	8	9	12	16	23	
Miami-Dade	9	8	10	13	17	21	
Orange	13	18	18	39	34	63	
Palm Beach	12	15	15	29	34	26	
Pasco	5	20	36	50	75	147	
Pinellas	22	32	38	70	114	153	
Polk	9	10	11	10	9	11	
Sarasota	8	5	11	15	40	74	
Volusia	6	7	11	25	34	45	



Newborn Withdrawal Syndrome Tends by County





Counties Ranked High on Three or More of the Following Indicators:

- Rate of Prescription Opiate Deaths
- Rate of Prescription Benzo Deaths
- Rate of Overdose ED Visits/Hospitalizations
- Pain Clinics per 100,000
- Treatment Admissions for Prescription Drugs

